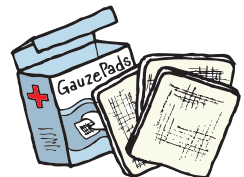
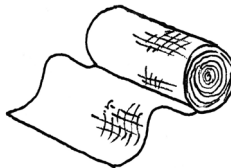


Coping with Minor Conditions in children at home



Giving you confidence



Contents

Conditions

Page 3	Introduction			
Page 4	A Baby Crying	0-2		
Page 5	A Baby Being Sick	0-2		
Page 6	Nappy Rash	0-2		
Page 7	Teething	0-2	2-5	
Page 8	Sticky Eyes	0-2	2-5	6+
Page 9	Coughs, Cold and Flu	0-2	2-5	6+
Page 10	Fever	0-2	2-5	6+
Page 11	Taking a Temperature	0-2	2-5	6+
Page 12	Head Injuries	0-2	2-5	6+
Page 13	Ear Aches	0-2	2-5	6+
Page 14	Nose Bleeds	0-2	2-5	6+
Page 15	Burns and Scalds	0-2	2-5	6+
Page 16	Cuts and Bruises	0-2	2-5	6+
Page 17	Constipation	0-2	2-5	6+
Page 18	Diarrhoea	0-2	2-5	6+
Page 19	Upset Tummy		2-5	6+
Page 20	Asthma	0-2	2-5	6+
Page 21	Rashes	0-2	2-5	6+
Page 22	Eczema	0-2	2-5	6+
Page 23	Chicken Pox	0-2	2-5	6+
Page 24	Hand, Foot and Mouth	0-2	2-5	6+
Page 25	Meningitis	0-2	2-5	6+
Page 26	Meningitis Glass Test	0-2	2-5	6+
Page 27	Immunisations	0-2	2-5	6+

Information

Page 28	Essential items to have at Home
Page 29	Useful contacts who can Help
Page 30	About the Clinical Commissioning Group
Page 31	How to make Comments and Complaints
Page 32	Some Space For You

Introduction

Dear Parent/Carer,

This booklet is designed as a simple, easy to read reference guide to help support you in dealing with minor conditions that commonly occur in young children.

It aims to provide parents and carers with the most appropriate way of dealing with minor illnesses- whether that is information and advice from the NHS 111 service, consultations with a Pharmacist, GP, Walk-in/Urgent Care Centre or Accident and Emergency Services. It also provides simple information for symptom checking.

I hope you find this booklet useful and we welcome any feedback or comments you may have regarding the content of this booklet.


Dr Steven Shapiro

Hillingdon CCG Clinical Lead for Children

Is it an emergency?

A medical emergency is an injury or illness that is severe and poses an immediate risk to a person's life or long term health. For an emergency take the child to the Hospital Accident and Emergency department or ring 999 for an ambulance.

WARNING- Never give a child under 16 aspirin



A&E or 999

Can't breathe.

Chest pain.

Blood loss.

Black outs.

For symptoms of serious illnesses, and major accidents, choose **A&E or 999.**

A Baby crying

All babies cry, especially in the first few weeks after birth. Crying is their way of letting you know they need something or are uncomfortable. When a baby cries, it can be upsetting, but it is very important to stay calm and don't be afraid to ask for help.

Possible causes:

Things to check first are-

- Does their nappy need changing?
- Could they be hungry?
- Could they be too hot?
- Could they be too cold?
- Do they just need a cuddle?
- Has the baby been burped after a feed?



Colic:

Colic is the medical term for excessive, frequent crying in a baby who appears to be otherwise healthy and well fed. This is a common condition, and affects around one in five babies.

Although common and uncomfortable it is not serious and usually affects babies only in the first few months after birth. The most common symptom of colic is continuous crying, which typically occurs in the late afternoon or evening. Other signs include a flushed appearance, drawing their legs to their chest, clenching fists, passing wind and trouble sleeping.

For more advice visit your local Pharmacy or The NHS Choices Website for helpful suggestions to try if your child is suffering from colic: www.nhs.uk

A baby being sick

Causes:

- It is common for babies to be sick in the early weeks while they get used to feeding and their bodies develop
- Being sick often, or lots of it, may be due to 'gastric reflux' where acid from the tummy can come up
- Gastroenteritis is a tummy bug, which can come with diarrhoea (runny poo).



This is more serious in babies than older children, as babies easily lose too much fluid and become dehydrated


Helping at home:

If your baby is feeding well but do not seem themselves, try changing the baby's position during a feed to make them more upright. Feeding smaller amounts and more often may also help. If they become dehydrated, lose their appetite and have cold hands and feet, contact your Health Visitor or Doctor.

Dehydration:

Dehydration is usually caused by not drinking enough fluid or by fluid that is lost and not replaced. You can also become dehydrated as a result of an illness, such as persistent vomiting and diarrhoea or sweating from a fever, or exercising in hot conditions. Common signs of this in children may be dry or chapped lips or your child feeling constantly tired and not passing a lot of urine.

Nappy Rash



Causes:

Nappy rash is very common and can affect lots of babies. It is usually caused when the skin comes into contact with wee and poo that collects in their nappy.

A nappy rash causes the skin to become sore and the area may be covered in red spots or blotches.

Helping at home:

- Try changing their nappy more often
- Try using a barrier cream (talk to your Pharmacist about the types of barrier cream available)
- Keep your baby in a warm, safe place with no clothes or a nappy on to let the air get to their skin


However, some nappy rashes are more serious and can be caused by something else. A bad rash will be more upsetting for your baby, and may need medical treatment. Talk to your Health Visitor if problems continue.

Teething

A baby's first teeth (known as milk teeth) usually develop before your baby is born. Teeth generally start to show when a child is four to nine months old, although every baby develops at their own pace. This is known as 'teething'.

Signs of Teething:

- Hot red cheeks
- Lots of dribbling
- They are not hungry
- They seem a bit grumpy
- Chewing on everything
- Diarrhoea (runny poo)



Ways to help make teething easier:

- Give your baby something hard to chew on, such as a teething ring
- Talk to your Dentist or the Pharmacist for advice
- If your baby is uncomfortable, you may want to give them a medicine which has been made for children which you can buy from the community Pharmacist

Falls or Bumps:

If your child has had a fall or bumped into something, and the result is a lost tooth or injury to the gums, talk to your Dentist for advice.

0-2

2-5

6+

Sticky Eyes

Causes:

'Sticky eyes' are common in new-born babies and young children while their tear ducts are developing. You may see some sticky produce in the corner of their eyes, or their eyelashes may be stuck together.



Helping at home:

It normally clears up on its own, but you may have to clean the eyes regularly with damp cotton wool. Use clean, cooled boiled water. Wipe each eye from the corner by the nose outwards. Use a clean piece of cotton wool for each wipe.

Conjunctivitis:

The signs of 'sticky eyes' can sometimes be confused with an infection called 'conjunctivitis'. The signs are yellowy, green sticky goo in their eyes which comes back regularly. This can be passed on easily, so wash your hands and use a separate towel for your baby/child.

Medicine is available from your local pharmacy but always check with your Pharmacist first or read the labels before giving any medication to your baby/child.

Coughs, colds and flu



Causes:

- Most coughs and colds are caused by viruses
- Living with smokers presents an increased risk

Symptoms:

- Cough and a runny nose. The cough is often worse at night
- Symptoms are worse in the first 2-3 days

Helping at home:

- Plenty of rest
- There is no magic cure
- Fresh air/open windows
- Drink plenty of water/fluids
- Simple pain killers and cough syrups are available at your community pharmacy, always check with your Pharmacist first or read labels before giving any medication to your child

Please note antibiotics DO NOT kill viruses, so are of no use for most coughs, colds and flu




Fever

Causes of High Temperature:

A temperature in your child can be caused by-

- Too many layers on a hot day
- Ear infection, a cold or flu, or suffering from a disease like measles, mumps or chicken pox
- Their body is fighting an infection



When to call the doctor?

- If the temperature does not start to reduce within 24 to 48 hours
- If you have a baby that is 3 months or under and has a temperature of 38°C or above
- If you have a baby between three and six months old and has a temperature of 39°C or above
- If you have a baby that is over six months old and, as well as a fever, has other signs of being unwell, such as floppiness and drowsiness
- An unusual rash appears
- An abnormal or high-pitched cry
- Pale, blotchy or clammy skin
- A headache and stiff neck
- Won't take any fluids
- Hard to breathe
- Very sleepy



0-2

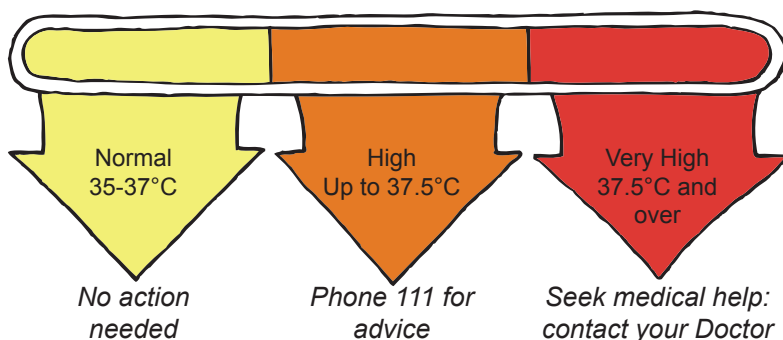
2-5

6+

Taking a temperature

Temperature Readings:

Fever is regarded as having a body temperature usually above 37.5 °C



Helping at home:

- Lots of rest
- Keep them cool
- Drink plenty of water
- You can treat symptoms of fever at home with infant Paracetamol or Ibuprofen. Always check with your Pharmacist or read the label before giving any medication to your child

0-2

2-5

6+

Head Injuries

Causes:

Children are very active and often have little sense of danger, which is why most children will have some kind of head injury while they are growing up.

Helping at home:

If your child has a minor injury-

- Give them painkillers, such as Paracetamol if they have a mild headache (always read the label or speak to your Pharmacist before giving your child any medication)
- Avoid rough play or contact sports for a few days
- Avoid getting them too excited
- Do not have too many visitors
- Cover sharp corners



Take your child to the Accident & Emergency if:

- Your baby has a minor head injury and continues to cry
- They are unusually sleepy or you cannot wake them
- They have a headache that is getting worse
- They are unsteady when they walk
- They develop a squint or blurred vision, or they start to see double
- They are repeatedly sick
- They have a seizure (fit)
- They lose consciousness

0-2


2-5

6+

Ear aches

Causes of Ear aches:

- Common in childhood
- If ear ache does not improve within 24-48 hours talk to your Doctor
- Most ear infections clear up in a few of days
- Most ear infections are caused by viruses



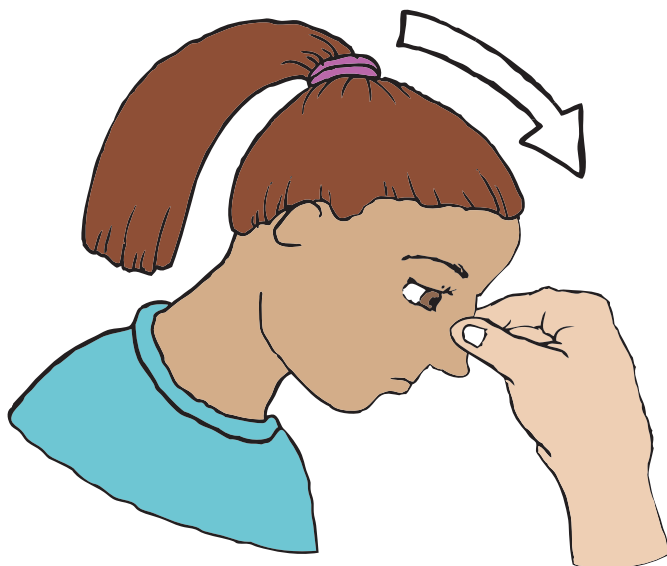
Helping at home:

- Paracetamol or Ibuprofen to relieve pain and temperature. Always check with your Pharmacist or read the label before giving any medication to your child
- DO NOT put any oil, eardrops or cotton buds into your child's ear unless GP advises
- Your child may have a problem hearing for two to six weeks. If longer see your GP

Please note antibiotics DO NOT kill viruses, so are of no use for most ear infections



Nosebleeds



What to do with a Nosebleed:

- Stay calm, keep your child calm
- With child upright tilt their head slightly forward
- Gently pinch the soft part of the nose with a tissue or clean washcloth
- Keep pressure on the nose for about 10 minutes; if you stop too soon, bleeding may start again
- DO NOT have your child lean back
- Have your child relax a while after a nosebleed
- DO NOT stuff bits of cotton wool up the child's nose

0-2

2-5

6+

Burns and Scalds



The difference:

- Burn- dry heat e.g. from iron, fire
- Scald- caused by something wet e.g. hot water

Treating a burn or a scald:

- Hold under cold running water for at least 10 minutes as soon as possible
- DO NOT try to remove anything stuck to the burn

Helping at home:

- DO NOT apply creams, ointments or sticky bandages
- After the burn has been cooled, cover with cling film or a clean plastic bag to help prevent infection
- Call 111 if the condition gets worse or for advice
- Take painkillers such as Paracetamol or Ibuprofen
- Always check with your pharmacist, read the label before giving any medication to your child
- For more serious burns and scalds go to A&E or call an ambulance immediately

0-2


2-5

6+

Cuts and Bruises

Cuts- helping at home:

- Apply pressure to the cut area with a clean cloth
- Raising the cut will slow blood flow and control bleeding
- If bleeding does not stop within a minute or blood is spurting out, call 111 or your Doctor
- Pat dry with sterile gauze
- Cover the wound with a clean gauze and adhesive tape



Bruises- helping at home:

- Put ice or cold pack on the bruise– make sure ice has no direct contact with the skin

Constipation

Constipation in babies and children is quite common.

Causes of constipation:

- Poor diet
- Diet change
- Toilet training
- Stressful events (starting school or nursery)

Signs and symptoms:

- Not going to the toilet regularly
- Pain or excessive crying when opening bowels
- Abdominal pain
- Withholding or straining to stop passing stools
- Poor appetite, lack of energy

Helping at home:

- Drink plenty of water
- Eating more fruit, vegetables and wholemeal bread
- Encourage child to go to the toilet regularly
- If problem persists talk to your Community Pharmacist



0-2

2-5

6+

Diarrhoea



Diarrhoea is frequent runny or watery bowel movements.

Causes of Diarrhoea:

- Dirty hands and or direct contact with faecal matter (poo)
- A child can become infected by touching a contaminated surface, such as a toilet or toy
- Contaminated food or water

Helping at home:

- For a bottle fed baby- give them fluids
- Older children- avoid giving them solid foods
- Drink plenty of fluids (water) to prevent dehydration (see page 5 for dehydration definition)
- Medicine is available from your community pharmacy, but always check with your Pharmacist first or read the labels before giving any medication to your child
- Your child should be kept from contact with other children for 48 hours
- Avoid dairy foods and liquids
- Wash fruits and vegetables thoroughly before eating
- Wash kitchen counters and cooking utensils thoroughly
- Keep bathroom surfaces clean
- Wash their hands well and often

Please avoid taking your child to your Doctors Surgery and the A&E department.

Upset tummy

Sickness and diarrhoea bugs are caught easily and are often passed on in places where there are lots of children- like playgroups or nurseries.

Symptoms:

Feeling sick and suddenly being sick are normally the first signs. Diarrhoea (runny poo) can follow afterwards. Call NHS 111 or your Doctors Surgery for advice if your child is unwell for longer than 24 hours, or sooner if they are a new-born, or if you notice signs of dehydration (see page 5 for dehydration definition).



Please avoid taking your child to your Doctors Surgery and the A&E department.

Helping at Home:

- Offer your child plenty of water
- If they want to eat try offering a light diet of foods that are easy to digest, such as soup, rice, pasta or bread
- Avoid dairy foods and liquids
- Keep them away from others who may pick up infection
- Be extra careful with everyone's hand washing
- Your child should be kept from contact with other children for 48 hours

0-2

2-5

6+

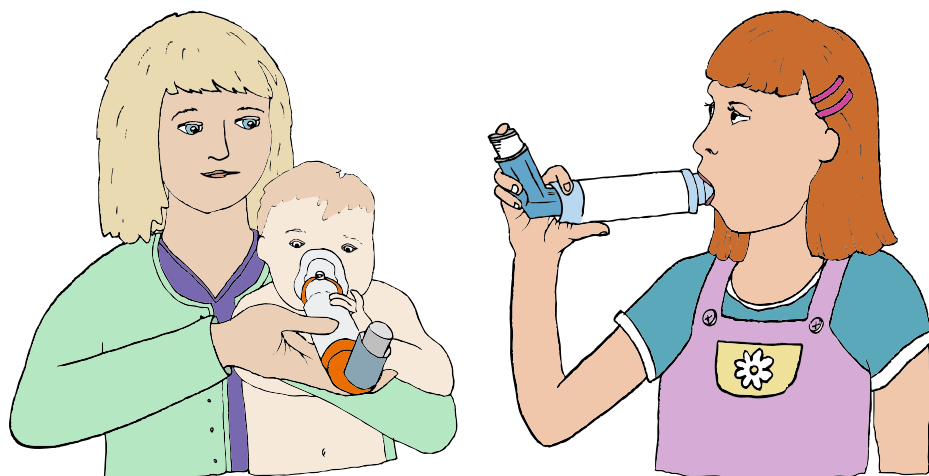
Asthma

What is Asthma?

Asthma is caused by inflammation of the airways. These are the small tubes called bronchi, that carry air in and out of the lungs.

Symptoms:

- Tight chest
- Feeling breathless
- Wheezing, that makes a whistling sound when you breathe
- Coughing, particularly at night and early morning



Helping at Home:

While there is no cure for asthma, there are effective treatments that can help control the condition. Understanding the triggers and avoiding them where possible should also help.

For further advice, talk to your Practice Nurse at your surgery or visit the Asthma UK website at www.asthmauk.org

0-2

2-5

6+

Rashes

Causes of Rashes:

Childhood rashes are very common and often nothing to worry about. It usually means that the body is fighting off a virus.

Common causes are:

- Chickenpox
- Eczema
- Ringworm
- Prickly heat
- Measles
- Slapped cheek syndrome

Sometimes colds and fever, also ear infection, can bring out a rash. If you are worried at all you should speak to your Doctor.



Eczema

What is Eczema?

Eczema are patches of red, dry, itchy inflammation of the skin that usually appears on the face, behind the ears and in the creases of the neck, wrists, knees and elbows.

Helping at Home:

- If you suspect it could be triggered by something they are eating, discuss this with your Doctor
- If you think your baby or child has eczema, see your Doctor to get treatment. Don't try to treat it by yourself
- Keep their bedroom cool and use cotton sheets or a lightweight blanket
- Don't overdo the products. Soap and bubble baths can make eczema worse. Use plain water and only use creams as directed by your Community Pharmacist or Doctor
- Help them stop scratching, this can make the skin bleed or become infected. Distraction is the best way to help your child



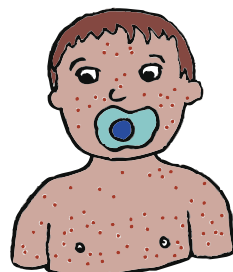
Chicken Pox

What is Chickenpox?

Chickenpox is a mild disease that most children catch at some point. It is spread by sneezes and coughs from a person who has chickenpox.

Symptoms:

- It starts with cough and cold type symptoms, this is the most contagious period
- Then a rash will develop mainly on the chest and back
- The rash spots will look like blisters
- After the last blister has dried up and burst they are no longer likely to pass on the infection



Helping at Home:

- If your child has chickenpox you do not need to go to your doctor unless your child is very unwell
- Keep them away from others that may be vulnerable to this. If you are pregnant and have had chickenpox in the past it is likely that you will be immune
- It is important to keep them cool (the itching gets worse if they are hot)
- Try calamine lotion (especially at night) to help stop them itching and scratching the blisters, which could cause scarring
- Call NHS 111 if you need any advice

0-2

2-5

6+


Hand Foot & Mouth

What is Hand Foot & Mouth?

This is a disease caused by a group of viruses that usually affect young children.

Symptoms:

- Blisters on the hands and feet
- Mouth ulcers inside the cheeks and on the tongue
- Possible sore throat and high temperature
- Some children infected with the virus do not have symptoms but can still pass it on to others



Helping at Home:

- Keep your child off school/nursery or child-minders
- There is no specific treatment for this. If a child feels unwell Paracetamol or Ibuprofen may be used
- Handwashing after using the toilet
- Avoid sharing towels and face cloths/flannels

Please note antibiotics DO NOT kill viruses, so are of no use for Hand Foot & Mouth



0-2

2-5

6+

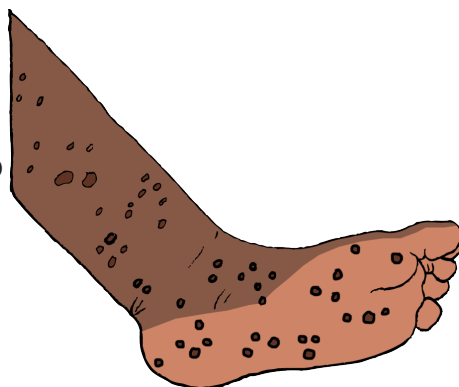
Meningitis

What is Meningitis?

Meningitis is a swelling around the brain. It is a very serious illness, but if it is treated early most children make a full recovery. You should always treat any case of suspected meningitis as an emergency. Children with meningitis can become seriously ill very fast, so make sure you can spot the signs.

Symptoms:

- Early signs may be like having a cold or flu
- A cluster of red or purple spots (do the glass test, see page 26)
- This rash can be harder to see on darker skin, check for spots over your baby or child's whole body as it can start anywhere (check lightest areas first)
- Fever
- Cold hands and feet
- Floppy and unresponsive
- Drowsy and difficult to wake up
- Unusual crying or moaning
- Fretful, dislikes being handled



Important:

The rash is not always present and not all children will show all these signs. Contact your Doctor immediately if you suspect your child has Meningitis.

For more information visit the meningitis website at www.meningitis.org

0-2

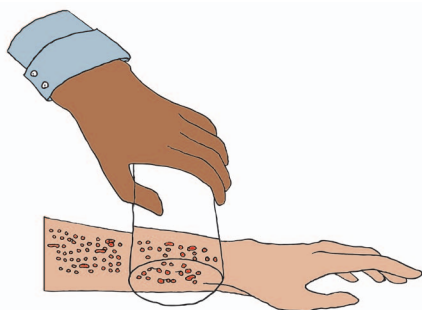
2-5

6+

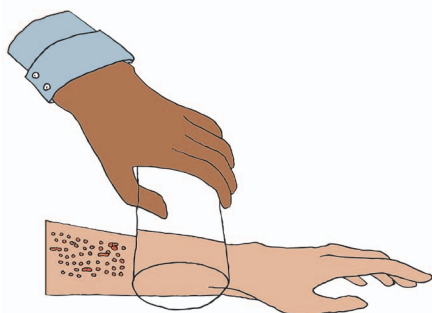
Meningitis Glass Test

The glass test is a really useful way of spotting suspected meningitis. If your child has a cluster of red or purple spots, press the side of a clear drinking glass firmly against the rash. If the spots under the glass have virtually disappeared, it is unlikely to be meningitis. But if you are still worried, contact NHS 111 or your Doctor.

If the spots are still visible through the glass, contact a Doctor immediately (e.g. your own Surgery or Walk-in/Urgent Care Centre). If you cannot get help straight away go to the Accident and Emergency Department.



If your child or a young adult is clearly ill and a purplish or red rash has appeared, press the side of a glass tumbler firmly against their skin. If you can see the rash through the glass, the person has septicaemia (blood poisoning), a symptom of meningitis.




If the spots under the glass have virtually disappeared, it is unlikely to be meningitis. But if you are still worried, contact NHS 111 or your Doctor.

0-2

2-5

6+

Immunisations



Immunisations, also known as vaccinations, are usually given by injection in the first five years of a child's life. It is important to have vaccinations at the right age to keep the risk of disease as low as possible.

Children in the UK are offered vaccinations free against a variety of diseases as part of the Healthy Child Programme. This usually takes place in your own Doctor's Surgery.

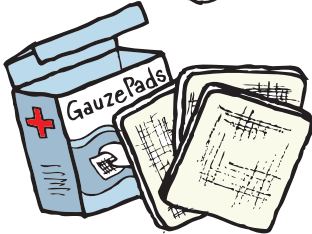
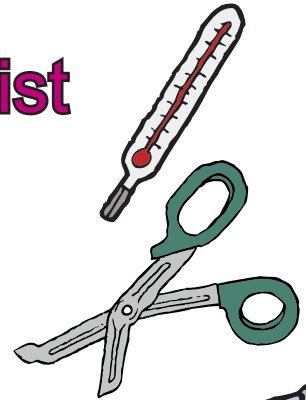
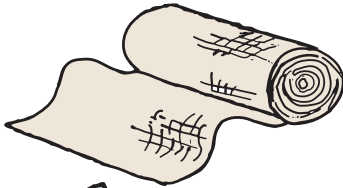
A record is kept in the Parent Held Child Health Record (red book) which is a book you keep containing information on your child's health. Keep this in a safe place as you may need to refer to it later in life.

It is normal to worry about vaccinations. Do not hesitate to contact your Health Visitor or Doctor about your concerns or for advice.




Important:

It is recommended that all young children have a flu Vaccination. For more details contact your Health Visitor or Doctor.

Essential items to have at home: First Aid checklist



- Bandages
- Sterile gauze pads
- Triangular bandages
- Sterile bandage tape
- Safety pins
- Disposable non-latex gloves
- Safety Scissors
- Antiseptic cream
- Thermometer
- Paracetamol
- Plasters
- Piriton- for bites and stings



Always read the label before use

Useful contacts who can help



NHS Choices website
www.nhs.uk



when it's less
urgent than 999


This booklet has been brought to you by the Hillingdon Clinical Commissioning Group.

If you have any further questions please contact the Hillingdon Communications Team on:

HILLCCG.HCCGCommunications@nhs.net

<http://www.hillingdonccg.nhs.uk>

For more information on where to go in Hillingdon for Health Care, please check out our 'Accessing Health and Services in Hillingdon' booklet, a Guide for Patients and Carers.



About Hillingdon Clinical Commissioning Group (CCG)

Hillingdon Clinical Commissioning Group (CCG) is made up of all the GP practices in Hillingdon. We are responsible for the planning and design of many of the health services you use in Hillingdon, this includes planned hospital care; urgent and emergency care; rehabilitation care; community health services; and mental health and learning disability services. We work closely with Hillingdon Council, The Hillingdon Hospital Foundation Trust, Central and North West London NHS Foundation Trust and many community and voluntary organisations, to ensure our patients and carers are always accessing the right care, in the right place and for the right amount of time.

Get involved:

There are many ways that you can get involved with the work of NHS Hillingdon CCG. You can share your views, volunteer and/ or attend our public events which take place four times a year. To learn more about the CCG and the opportunities for getting involved visit www.hillingdonccg.nhs.uk or call 01895 488 188, Monday to Friday 10am-4pm.



Comments and Complaints about a service

NHS Hillingdon Clinical Commissioning Group recognises that every person's experience counts and that suggestions and complaints provide valuable insight into services.

If you have a comment or complaint about a GP, Dentist, Pharmacist or Optician, which you feel cannot be resolved locally with the service provider you can contact NHS England using the following details:

NHS England, PO Box 16738, Redditch, B97 9PT

Phone: 0300 311 22 33 Monday to Friday 8am-6pm

Email: england.contactus@nhs.net

If you have a comment or complaint about a hospital, mental health or community trust, you should contact the service providers' complaints team directly.

If you have a comment or complaint about any other health service provided by Hillingdon Clinical Commissioning Group, please send an email to bhh.complaints@nhs.net or call 020 8966 1059/1065 Monday to Friday 9am-5pm.

Alternatively you can contact Hillingdon Healthwatch on 01895 272 997 Monday to Friday 9am–5pm or by email at office@hillingdonhealthwatch.co.uk.

Hillingdon Healthwatch monitor the boroughs' health and social care services you use. They also provide, or can tell you how to obtain information that will help you make choices about health and care services.

Some Space for You

Thank you for reading this booklet, brought to you by the Hillingdon Clinical Commissioning Group.

If you have any further questions or require this in a different language please contact the Hillingdon Communications team on: hillccg.hccgcommunications@nhs.net

We hope you have found the information useful.

Please use the space below to note down details about your local Doctors Surgery.

Health Visitor Name:	
Telephone Number:	
Hours of Work: Mon <input type="checkbox"/> Tues <input type="checkbox"/> Weds <input type="checkbox"/> Thurs <input type="checkbox"/> Fri <input type="checkbox"/> Sat <input type="checkbox"/> Sun <input type="checkbox"/>	
Name of GP Surgery:	
Address:	
Telephone number:	
Website:	
My regular GP:	
Opening Hours: Mon <input type="checkbox"/> Tues <input type="checkbox"/> Weds <input type="checkbox"/> Thurs <input type="checkbox"/> Fri <input type="checkbox"/> Sat <input type="checkbox"/> Sun <input type="checkbox"/>	
How to make an appointment:	
Urgent appointments:	
Non-urgent appointments:	
When my surgery is closed call:	