

# Going for a Prostate Examination

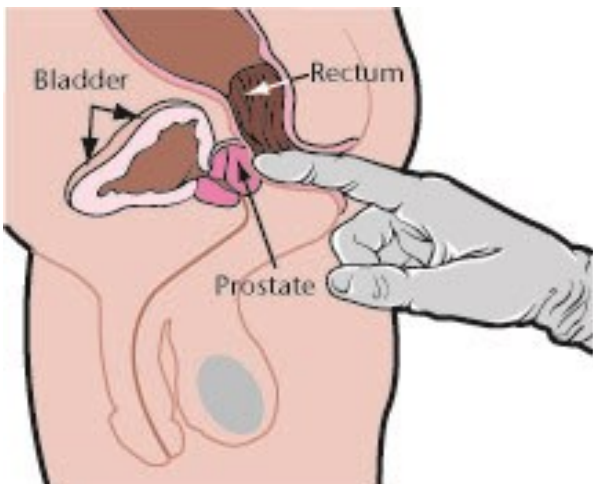


## Easy Read Booklet



Only men have a prostate gland.

Prostate cancer is the most common cancer in men.



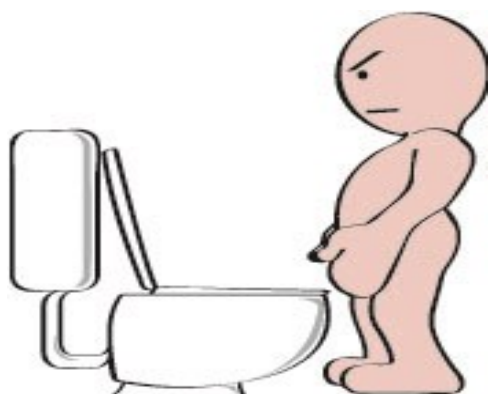
The prostate is below your bladder inside your body.

The prostate can change. Sometimes this may be due to cancer.



A prostate examination is done by your doctor.

## Signs & Symptoms of Prostate Problems (Sometimes there are no symptoms)

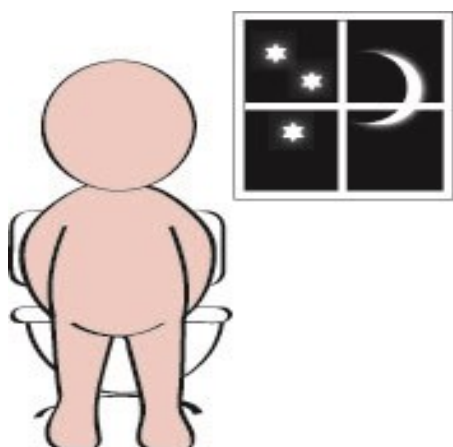


Finding it difficult to pee.

Stopping and starting when having a pee.




Pain in your lower back.



Needing to pee more often,  
especially at night.



Needing to rush to the toilet.



Dribbling pee.



Blood in your pee.



Pain when peeing.

## Tests

The tests will help the doctor decide why you are unwell.



- Blood test.

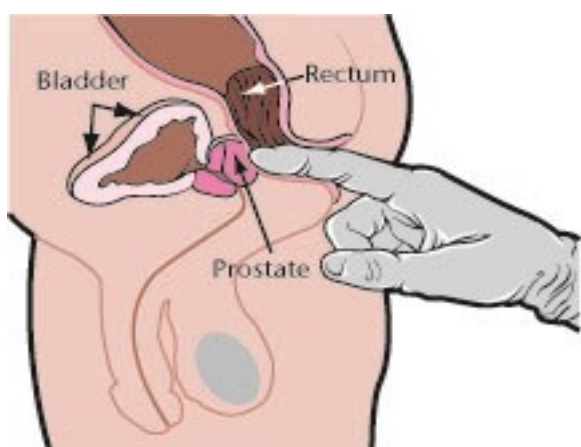


- A test of your pee (urine).

## Having a prostate examination



The doctor will talk to you before he checks your prostate.



The prostate is next to your back passage inside your body.



The doctor will ask you to go behind the screen and pull your trousers and pants down below your bottom.

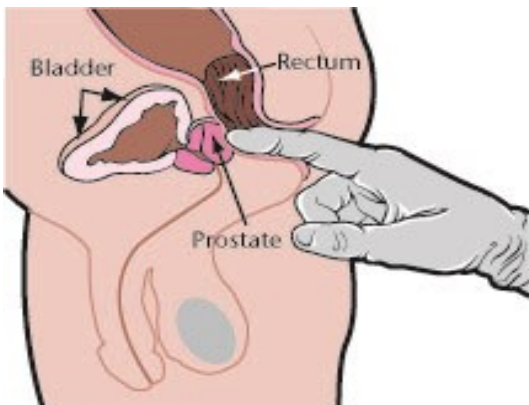


Then you will lie on the examination table on your side.

Bring your knees up to your chest.



The doctor will put on rubber gloves. He will put gel on his glove. The gel might feel cold.



The doctor will put a finger into your back passage.

This is to check the size of your prostate.



It may be a little sore.



If more tests are needed your doctor will tell you.

Some of the pictures used in this leaflet are Photosymbols.