


NHS App Registration





Download the NHS App from the NHS website: www.nhs.uk/app, Google Play or the App Store





Apple, the Apple logo, iPhone, and iPad are trademarks of Apple Inc., registered in the U.S. and other countries and regions. App Store is a service mark of Apple Inc. Google Play and the Google Play logo are trademarks of Google LLC.

Step 1
 Open the NHS App, information appears about the App scroll & press continue

Step 2
 Type in your email address

Step 3
 Type in a password


Step 4
 Accept the terms and conditions – then wait for a reply


Step 5
 Confirm your email address

Step 6
 Provide your mobile number


Step 7
 Confirm your mobile number

Step 8
 Wait for confirmation of your NHS Login


Step 9
 Provide NHS number OR your name and postcode registered with your surgery


Step 10
 Type in your date of birth

Step 11
 Provide your postcode

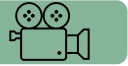
Step 12
 You will then need to review and submit details provided

Step 13
 T&C's/cookies policy and opt in/out for research and data sharing

Step 14
 You also have the option to login using biometric data

Step 15
 Take a photo of one of the following:

- Passport
- UK Photocard driving licence (full or provisional)
- Full European driving licence
- European national identity card


Step 16
 Take a short video of your face as you say 4 randomly generated numbers

No photo ID? Then you can ask your surgery for these 3 pieces of information

1-Account ID: Not the same as your username and password that you use to login to your GP Surgery's online services

2-Linkage Key Also called a Passphrase or Pincode

3-ODS Code: Could be called Organisation Code or Practice ID



Want to watch a video about creating an NHS login or learn about the NHS App functions?

Health+ have created short videos with easy to follow instructions, simply:

- Go to YouTube
- In the search bar type 'leicshealthplus'
- You will find Health+ videos including: Creating an NHS Login Parts 1 to 3, Prescriptions, Appointments & Advice, View Messages, Health Records & Repeat Prescriptions

SystemOnline

Once registered you can:

- View a summary of your medical records, then ask to view all your electronic medical records
- Request repeat prescriptions
- View appointments that you have booked with your surgery

You can request access through a form on your GP surgery website, if you have not already done so, you will need to confirm your identity with surgery reception. They can then issue you with a user name and password.

The SystemOnline Help Page gives helpful advice about using SystemOnline. <https://systmonline.tpp-uk.com/2/help/help.html>

You can also request appointments through your GP surgery's website using Accurx a similar application.

Reaching People



Commitment to Lasting Change

Useful links for NHS health information:


For NHS advice about a health condition visit www.nhs.uk/conditions/

For NHS advice about healthy living advice visit www.nhs.uk/livewell/

For advice about what to do in an emergency and who to contact:

Type 'Get in the know' into your web browser or visit:

www.leicesterleicestershireandrutland.icb.nhs.uk/your-health/get-in-the-know



Your GP surgery has its own website where you can find links to some or all of the Apps and NHS Health Information listed here. Ask your surgery for their website address, you can note it here:

WWW.



Health+

A leaflet about Registering for the NHS App and GP online services

Health+ webpage:
www.reachingpeople/current-projects/healthplus